

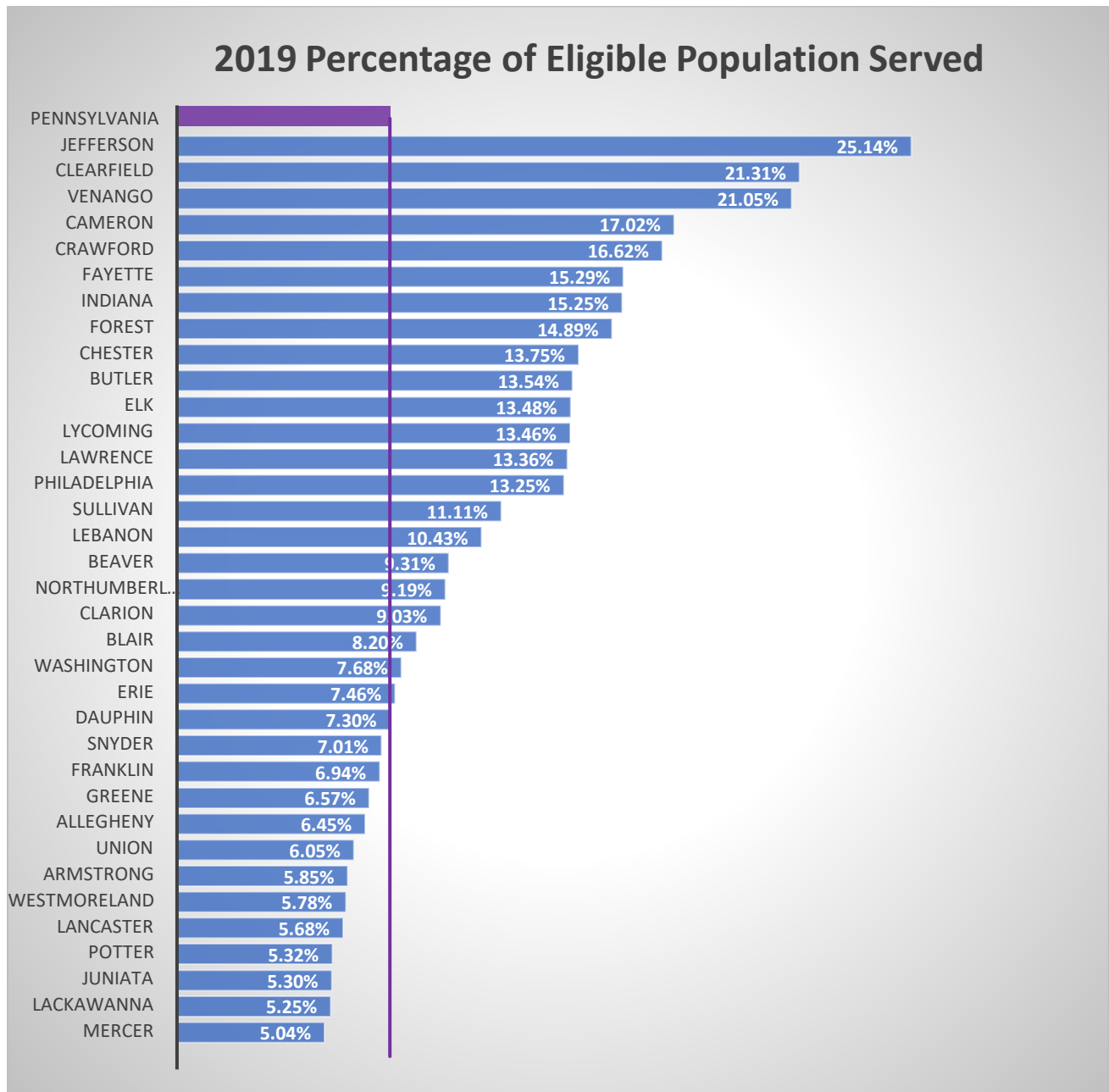
The Reach of Direct Screening

The PA-BCCEDP has used this to measure the reach of the program since FY 2015-2016. This measure helps the program understand how the program reaches women across the state based on the individual county eligible population. Pennsylvania’s population varies greatly between counties, thus percentage served helps show success in each county.

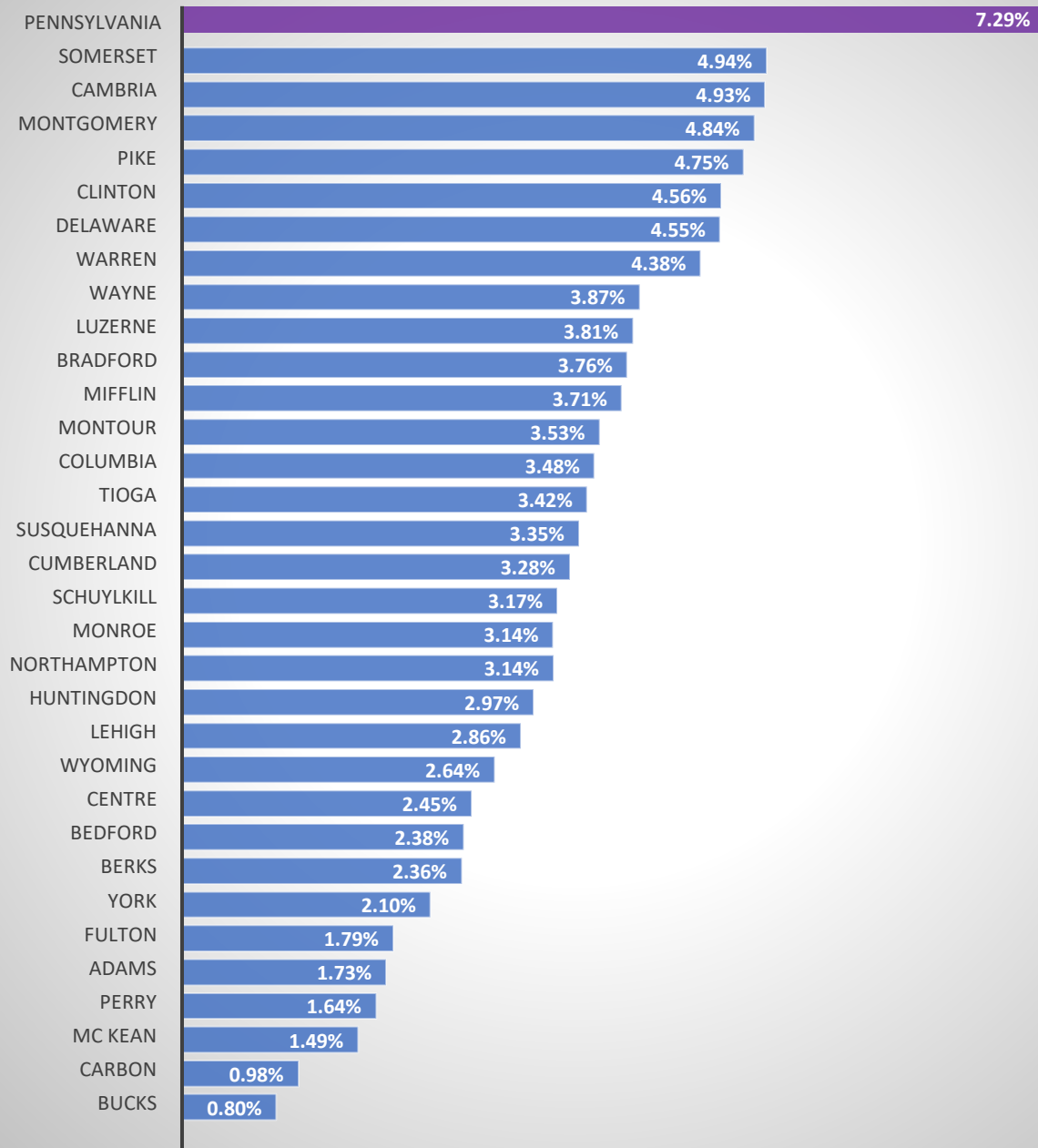
$$\text{Percentage of eligible population Served} = \frac{\text{PA-BCCEDP clients living in a county}}{\text{Eligible population in a county}}$$

PA-BCCEDP clients living in a county = County of Residence Field from MDE version 6 file ran from July 1, 2018 to June 30, 2019

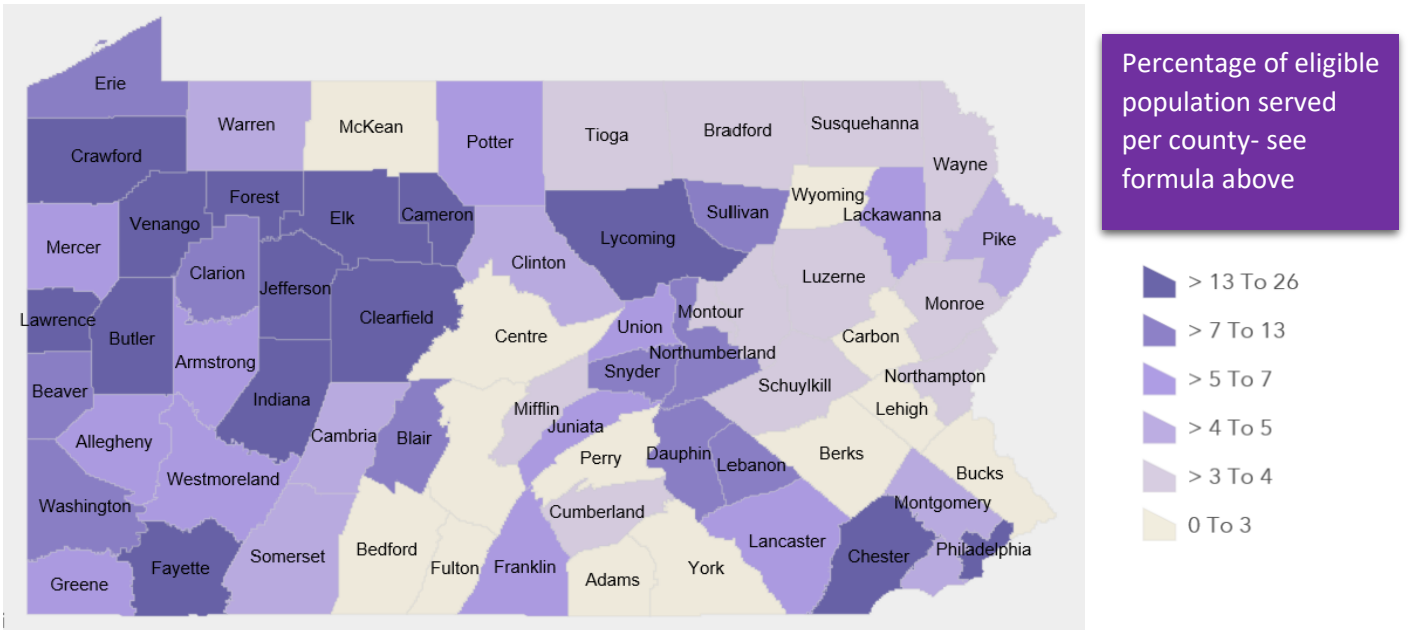
Eligible population in a county = Small Area Health Insurance Estimate (SAHIE) Women, Uninsured, under 250% FPIG 21-64 age group (2017 data set)



2019 Percentage of Eligible Population Served



Pennsylvania has 67 counties. Philadelphia County has the most eligible women in Pennsylvania with 24,343 women. The counties with the lowest eligible population is a tie between Cameron and Forest at 47 according to SAHIE 2017 estimates.



Analysis

Year to Year Trend:

Compared to program year 1, in program year 2 there were less counties with a number under 3%. In program year 1 (2017-2018), there were 29 counties with less than 3% reach. In program year 2 (2018-2019) only 13 counties have a reach below 3%.

Counties to target with large population, low reach:

Counties that have a low reach but have a large eligible population could yield more screenings. Targeting of these counties may include recruitment efforts or a Health System Intervention to help clinics located in or near these counties increase screening rates:

Below 3% reach with more than 2000 people in eligible population to screen:

Lehigh, Berks, York, Bucks

Between 3 and 4% reach with more than 2000 people in eligible population to screen:

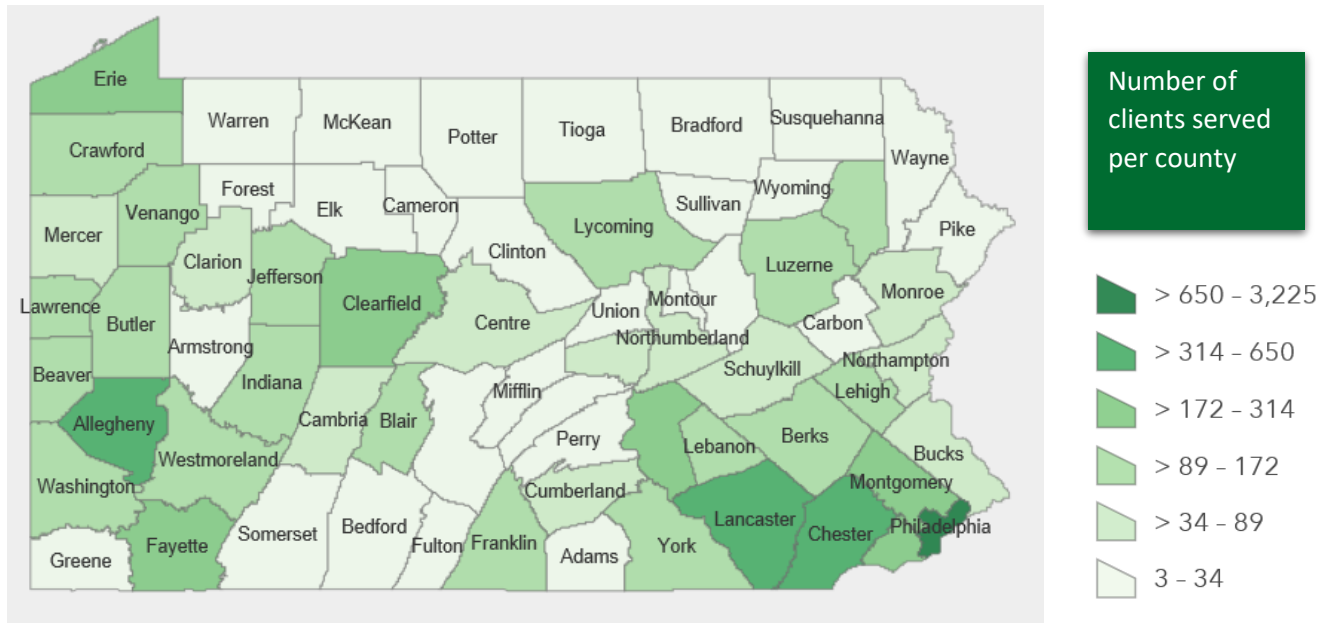
Northampton, Monroe, Cumberland, Luzerne

Counties to target with large population, good reach:

Counties with large populations that have a good reach (over 4%), but are so populous there are still over 2000 people eligible to be screened:

Lackawanna, Westmoreland, Erie, Dauphin, Chester, Delaware, Montgomery, Lancaster, Allegheny, Philadelphia

Which counties screen the most clients?



Which providers are most successful at screening?

There are 13 providers in Philadelphia County that help screen over a 100 clients. Five of those providers that screen over 100 women belong to the Philadelphia Department of Health, a network of providers that operate as safety net for clients in Philadelphia county.

*Philadelphia County screens the most women at 3,225
 Followed by: Chester: 650; Allegheny: 629; and Lancaster: 502.*
